

# 10 RULES OF GRAPHING

Use straight, evenly spaced lines

Draw an X-Axis

Give the X-Axis Individual Labels

Give the X-Axis a Label

Draw a Y-Axis

Give the Y-Axis Numbers


Give the Y-Axis a Label

Give the Graph a Title


Work Neatly, Use a Ruler

Make the Graph as Large as Possible






ONE QUARTER INCH



ONE HALF INCH



ONE INCH

0.1CM







0.4 CM








0.7 CM



0.8 CM



0.9 CM



1 CM



2 CM